

## Kettle with bird-shaped whistle 9093

Suitable for induction hobs.

Designed by Michael Graves in 1984, this kettle is patented as to its aesthetic qualities. It is made in 18/10 with an AISI 430 steel base. The handle-cover, the knob and the whistle are in polyamide.

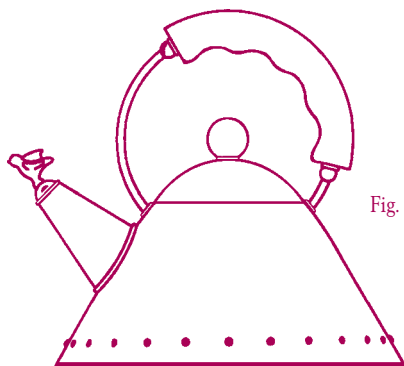


Fig. 1

### Instructions for use

Before using the kettle, we recommend that you wash it thoroughly by boiling some water to throw away. This operation must be carried out without the bird-shaped whistle.

Never fill the kettle over half the spout A height. The boiling water would in fact damage the whistle preventing it from blowing.

Do not remove the lid when the water is boiling.

As soon as the water boils, the whistle will blow: it is time to remove the kettle from the heat source.

Before pouring out the water, you must remove the bird-shaped whistle: to avoid burnings, let the last steam puffs come out before removing the whistle.

When pouring, do not turn the kettle upside

down, as some water could spill out from the lid.

Do not touch the hot surfaces of the kettle, e.g. its body or lid. Always use the handle or the knob.

Keep the kettle out of the reach of children.

THE SPECIAL RIB B on the base of the kettle is for meant to reinforce it so that it will not undergo deformation. It does not diminish the performance of the kettle even when placed on electric elements.

We recommend, however, that you use the kettle on gas rings or electric elements of a suitable size. Using the kettle on a flame larger than the kettle base may damage the product finishing.

We also recommend not to put the kettle back on the heat source once the water has been poured out (especially on electric or glass ceramic elements which keep on transmitting heat long after having been turned off), as the base would be irreparably damaged.

Please remember that leaving water in the kettle when not in use leads to the formation of limestone thus reducing the kettle efficiency. A mild anti-limestone product may be used periodically if necessary.

Do not use detergents containing abrasives to clean the kettle and do not wash it in the dishwasher.

### SPARE PARTS

THE SMALL BIRD-SHAPED WHISTLE C is considered a spare part. In case of loss or wear, you can buy a new one from your dealer, by indicating the code number: 23703/C.





Fig. 2



B

Fig. 3



Fig. 4

**ALESSI**

28882 Crusinallo (VB) Italia  
tel. 0323 868611 fax 0323 641605  
sac.alessi@alessi.it