

# FIL·SAFE

## Assembly Instructions 2 - KLICKfix® Adaptor Systems For standard bicycles (with or without lock).

**Important :** Your FIL·SAFE basket comes with a KLICKfix® adaptor.  
You will find 2 sets of rings to fit various frames but you should only use one set.  
Choose the size that fits the handlebars of your bicycle.

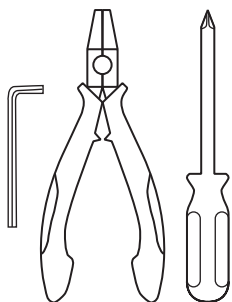
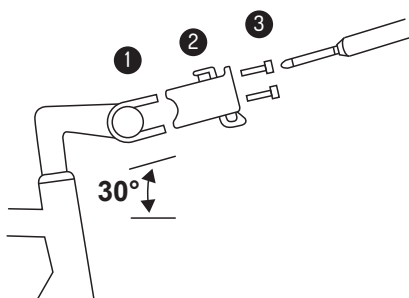
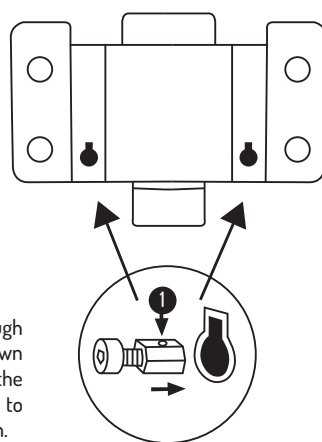


fig.1



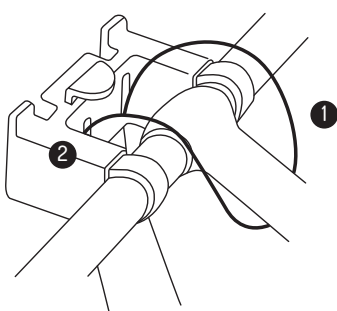
**fig.1 :** ① Place the rings onto the handlebars.  
② Insert the KLICKfix® adaptor onto the rings, holding the adaptor upwards at an angle of 30°.  
③ Using 4 screws as shown, tighten slightly.

fig.2



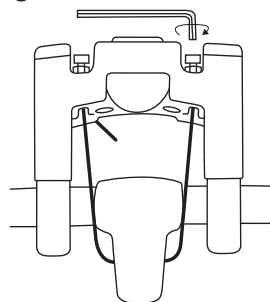
**fig.2 :** ① Insert the pass-through holes into the adaptor as shown on the diagram. Make sure the holes are facing upwards to allow the cable to go through.

fig.3



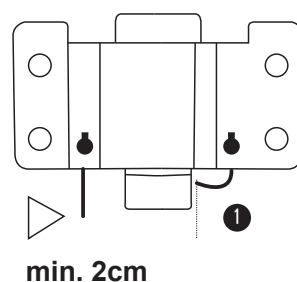
**fig.3 :** ① Pass the safety cable under the stem and over the handlebars. ② Insert the ends of the cable into the openings at the back of the KLICKfix® adaptor. Both sides of the cable must be the same length (2cm minimum).

fig.4



**fig.4 :** Fasten one end of the cable in one of the pass-through holes by screwing it in tightly. Using pliers pull the remaining end of the cable tight and firmly screw it into the other pass-through hole.

fig.5



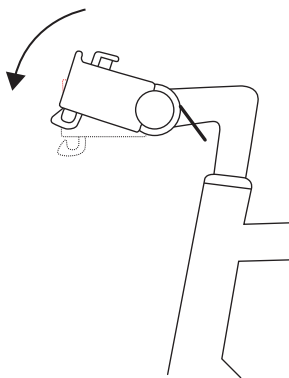
**fig.5 :** ① Fold the ends of the cable inwards as shown. The cable may be replaced with brake cable Ø2-2.2mm.

# FIL·SAFE

## Assembly Instructions 2 - KLiCKfix® Adaptor Systems For standard bicycles (with or without lock).

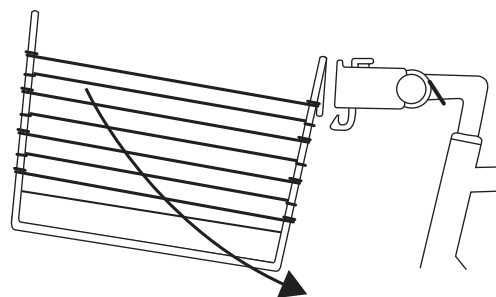
**Important :** Always check the state of the KLiCKfix® adaptor before use.  
Warning: Maximum load: 5kg.

fig.6



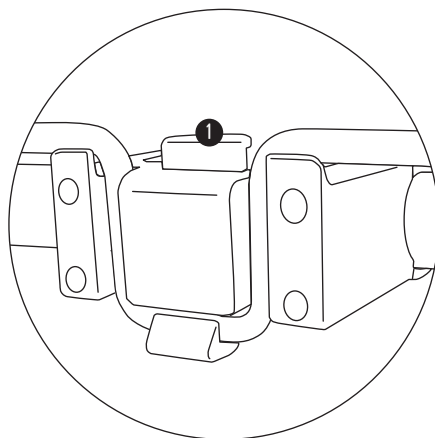
**fig.6 :** Tilt the adaptor downwards until the cable is pulled tight. Tighten the 4 screws (see fig.1 .3) as far as possible. The adaptor should be facing slightly upwards.

fig.7



**fig.7 :** Place your FIL·SAFE basket onto the KLiCKfix® adaptor pushing down until you hear the automatic lock click into place.

fig.8



**fig.8 :** ① Press the red button to release your FIL·SAFE basket.