

FAQ

Are all LeapStart books compatible with LeapStart 3D?

Yes. All available LeapStart books will play the audio from the book on LeapStart 3D. Books with the 3D logo feature animations when played with LeapStart 3D only.

Are LeapStart 3D books compatible with LeapStart?

Yes. LeapStart 3D books will play the audio from all available LeapStart books.

Are the two Leapstart Players compatible?

Yes, the two versions of LeapStart are 100% compatible.

The differences in the two versions are limited to color and form factor.

There is white with blue accents LeapStart Player intended for pre-school aged children and a blue with green accents version intended for Kindergarten and Grade 1.

The younger version has a handle and a chubby stylus for an easier grip by young children

How do I install audio files on my LeapStart player?

When you purchase a book for the LeapStart player, you will need to load the companion audio file for that book onto the LeapStart player. To do this:

1. On your PC or Mac, download and install the LeapFrog Connect application for LeapStart from www.leapfrog.com/connect
2. Launch the LeapFrog Connect application on your computer.
3. Touch the stylus pen of the LeapStart player to an inside page of each new book you own. When you touch the stylus pen to a page, the LeapStart player will say "Ask your parent to connect your LeapStart to the computer to download the companion audio for this book".

4. Use the included USB cord to connect the LeapStart player to your computer. The LeapFrog Connect software will automatically locate, download and install the companion audio files for any books the LeapStart player has been touched to.

How many audio files can fit on the LeapStart Player

The LeapStart has approximately 180 MB of available memory.

Though the size of audio files for LeapStart books vary, on average the audio files for about twelve books can be installed on the LeapStart at once.

How many books can I download to my LeapStart 3D?

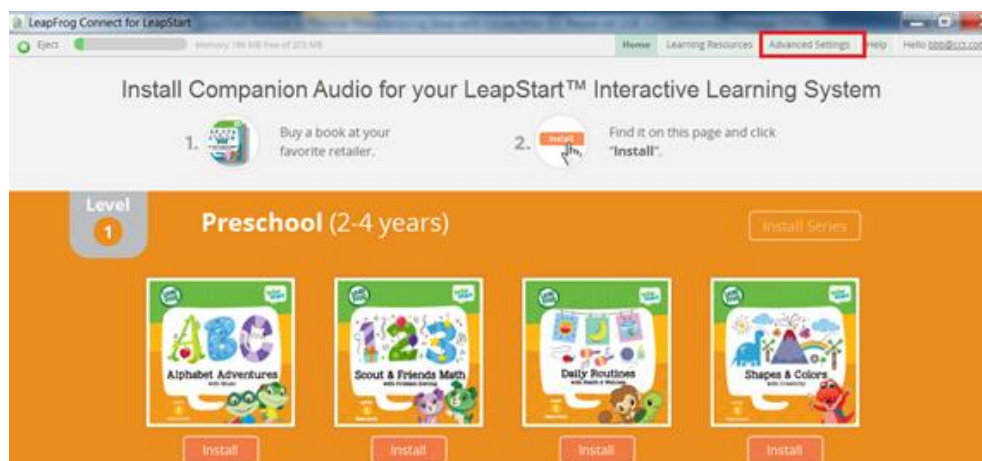
The LeapStart 3D has enough memory to download around five LeapStart 3D books along with the included sampler book. *Download sizes may vary between books.

How may I change the language setting on LeapStart?

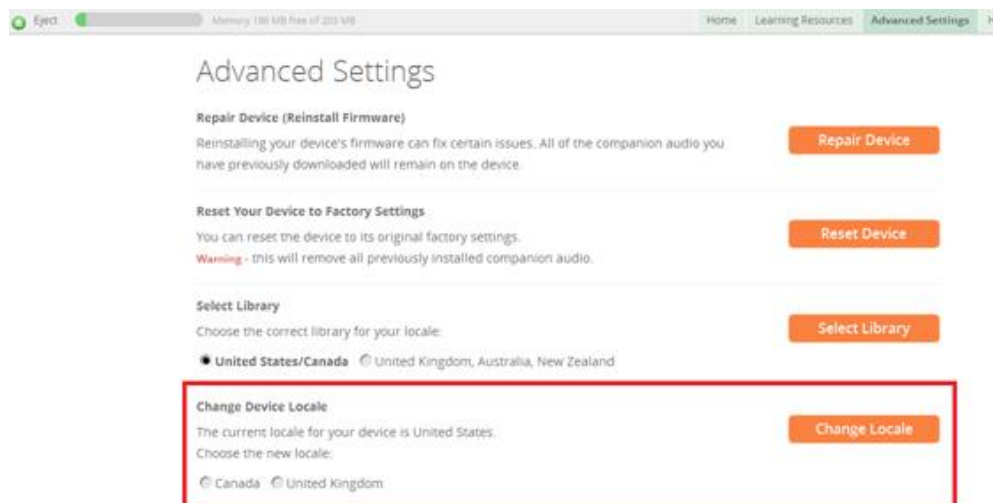
The LeapStart is available in English only, but settings may be adjusted between American and Queen's English, or American and Canadian English (e.g. "Zee" vs. "Zed")

To change the country (Locale) setting on LeapStart, connect the device to the LeapFrog Connect application.

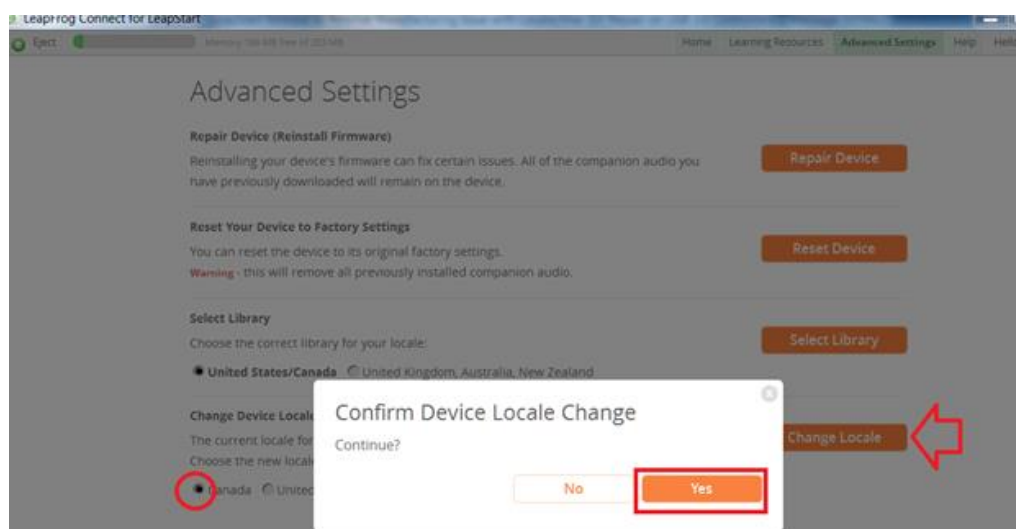
From the LeapStart Home page, press and hold the “Shift” key on the computer keyboard while clicking “Advanced Settings” on the top right of the page. Note, if the Shift key is not held down while clicking Advanced Settings, the Locale option will not appear on the Advanced Settings page.



When Advanced Settings is opened while holding down the Shift key, “Change Device Locale” will appear as the last option listed on the page:



To change Locale to the correct country, click the button next the country, click “Change Locale”, then confirm the Locale change:



Inserting books in the LeapStart Player

Q: I'm having difficulty getting the books locked into the player. Is there an easy way to do this?

A: Yes. To lock in the book you can either 1) push the spirals onto the "footballs" in the book well or 2) set the book down in the device so that the spirals are next to the book well, then close the cover and then reopen it. The spirals should now be locked on.

Note, the books do not need to be fastened into the player in order to work. The books will work if they are resting in the LeapStart player without being fastened, or even if they are next to the LeapStart player.

Is LeapStart 3D rechargeable?

The LeapStart 3D is not rechargeable and requires 2 AA (called LR6 in some countries) alkaline batteries.

Is the LeapStart system compatible with any other LeapFrog systems?

No. While the two versions of LeapStart Player (green color with blue accents and blue color with green accents) are fully compatible with each other, the LeapStart system is not compatible with any former LeapFrog platforms.

Is the LeapStart system compatible with any other LeapFrog systems?

No. While the two versions of LeapStart Player (green color with blue accents and blue color with green accents) are fully compatible with each other, the LeapStart system is not compatible with any former LeapFrog platforms.

What is LeapStart 3D?

This new interactive learning system is a visually enhanced book-based “*Touch-and-Talk*” system designed to help kids get ready for and be successful in school. Filled with fun activities that grow with your child, this system offers a combination of interactive print, audio and animation to further reinforce the curriculum and help children better understand the concepts.

This kid-tough book-shaped device opens just like a book and offers fun learning activities through printed interactive books that are placed in the device. The “*Touch-and-Talk*” stylus provides immediate feedback to your child during an activity when it touches specific areas of a page, bringing the activity books to life with a multi-dimensional experience combining printed images, 3D-like animations, audio, music and sound effects.

When the device is opened, a robust reflective panel pops up at the top of the device where a 3D animation related to the book’s activities appears to float in the middle of the panel (like a hologram) during gameplay. The animations, audio and music will vary from one book to another, and from one page to the next.